



PATSTAMPS Technique Junkie Newsletter

April/May 2013


Watered Crayons Tutorial

The crayons create beautiful blotches of color. Jane Bosi filmed this technique.



Supplies:

- 2-4 Watercolor Crayons
- Watercolor Paper
- Acrylic Block
- Soft Cloth
- Heat Tool
- Aqua Brush
- Detailed Background Stamp
- Black Ink




Step One:

Color first crayon directly to watercolor paper.



Step Two:

Continue adding color in blocks on paper. Reserve darkest crayon for Step Five.



Step Two Continued



Step Three:

Use aqua brush to blend crayon areas, one at a time.



Step Four:

Clean tip of brush between colors, being careful not to muddy the colors.



Step Five:

Using the darkest crayon, color directly to acrylic block.



Step Six:

Load the tip of the aqua brush with color from the block.



Step Seven:

Squeeze the barrel of the aqua brush to drop color onto technique piece.



Step Eight:

Allow color droplets to run across piece.



Step Nine:

Blot wet spots with soft cloth to add interest and texture.



Step Ten:

Additionally, dry with heat tool to enhance water colored effect.



Step Ten Continued



Step Eleven:

Ink background stamp with black ink and stamp over water colored background.



Step Eleven Continued



Step Twelve:

Use background as desired.

Finished Card:

Artist: Jane Bosi

Stamps: Impression Obsession; Amuse Artstamps



Finished Card:

Artist: Jane Bosi

Stamps: Stampin' Up!

©1998-2013 Stampin' Up!®



Finished Card:

Artist: Nancy Dawson

Stamps: Stampin' Up!

©1998-2013 Stampin' Up!®



Finished Card:

Artist: Jackie Kalchert
Stamps: Sizzix




Finished Card:

Artist: Jackie Kalchert
Stamps: Impression Obsession, Stampabilities



Finished Card:

Artist: Nancy Dawson
Stamps: Stampin' Up!
©1998-2013 Stampin' Up!®



Finished Card:

Artist: Judy Jackson
Stamps: Stampin' Up!, Stampavie
©1998-2013 Stampin' Up!®



Finished Card:

Artist: Judy Jackson

Stamps: Stampin' Up!

©1998-2013 Stampin' Up!



Finished Card:

Artist: Judy Jackson

Stamps: Sweet 'n Sassy Stamps



Finished Card:

Artist: Holly Brown

Stamps: About Art Accents, Cornish Heritage Farms



Finished Card:

Artist: Beth Norman

Stamps: Impression Obsession, Stampin' Up!

©1998-2013 Stampin' Up!



Finished Card:

Artist: Beth Norman

Stamps: Impression Obsession, Stampin' Up!

©1998-2013 Stampin' Up!

